

Typing Ancient (Polytonic) Greek

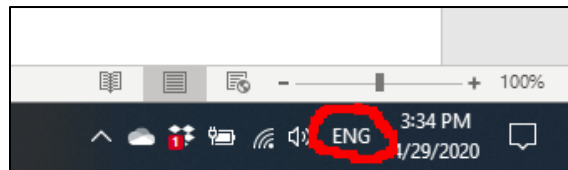
Windows 10

1. Install the Polytonic Greek keyboard

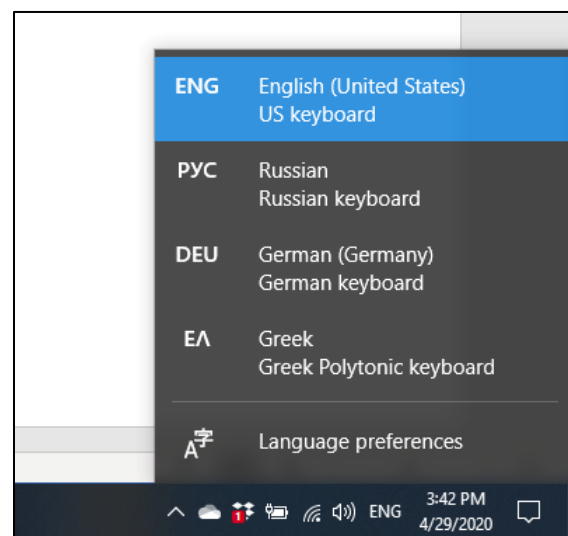
- a. Using the Windows search box, go to **Language Settings**
- b. Under **Preferred languages**, click "Add a preferred language"
- c. In the pop-up dialogue, select **Ελληνικά (Greek)** and click "Next"
- d. Make sure that the box "Set as my display language" is **not** checked
- e. Click "Install"
- f. Back in **Language Settings**, under **Preferred languages**, click "Ελληνικά" and select "Options"
- g. Under **Keyboards**, click "Add a keyboard"
- h. Select "Greek Polytonic"
- i. There should now be two keyboards listed, "Greek" and "Greek Polytonic." Click the "Greek" keyboard and select "Remove."
- j. You now have an ancient Greek keyboard installed on your computer.

2. Using your Greek keyboard

- a. The easiest way to switch between the English and Greek keyboards is to press Shift+Alt. There should be an indicator on the right side of the taskbar that says either "ENG" or "ΕΛ," depending on which language is active at the time.

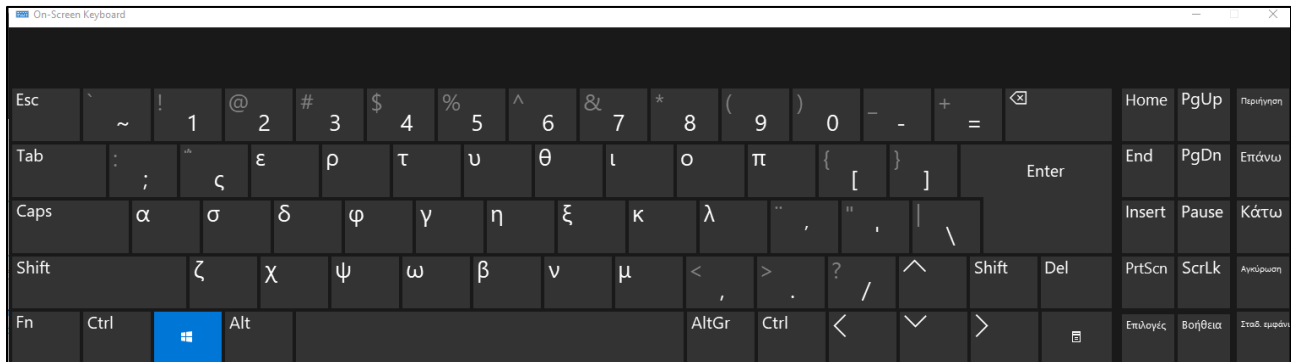


- b. Alternatively, you may change between languages by clicking on that indicator.



- c. It is possible to bring up the keyboard layout up on screen by pressing Ctrl+Windows Key+O. This on-screen keyboard will display the active language.

The Greek Keyboard Layout



The Greek keyboard is laid out similarly to the English keyboard ($a=\alpha$, $b=\beta$, etc.), so that typing in Greek comes relatively easily. The notable exceptions are listed below.

- $c = \psi$
- $h = \eta$
- $j = \xi$
- $q = ;$
- $u = \vartheta$
- $v = \omega$
- $w = \zeta$
- $x = \chi$
- $y = \upsilon$

Accents, breathing marks, iota subscripts, and other diacritical marks are all added to vowels by means of *dead keys*, or keys that must be typed in combination. Most of the symbol keys on the English keyboard serve this function on the Polytonic Greek keyboard. Unfortunately, the onscreen keyboard does not show these marks. The position of each mark is indicated on the chart on the next page.

- Normal state

¨	1	2	3	4	5	6	7	8	9	0	-	´	BackSp
Tab	´	ς	ε	ρ	τ	υ	θ	ι	ο	π	¨	´	Enter
Caps	α	σ	δ	φ	γ	η	ξ	κ	λ	¨	´	¨	
Shift	ζ	χ	ψ	ω	β	ν	μ	,	.	¨	¨	¨	Shift
Control	Alt											AltGr	Control

- Shift state

¨	!	@	#	\$	%	^	&	*	()	¨	´	BackSp
Tab			Ε	Ρ	Τ	Υ	Θ	Ι	Ο	Π	¨	´	Enter
Caps	Α	Σ	Δ	Φ	Γ	Η	Ξ	Κ	Λ	¨	´	¨	
Shift	Z	X	Ψ	Ω	Β	Ν	Μ	<	>	¨	¨	¨	Shift
Control	Alt											AltGr	Control

The Polytonic keyboard only accepts one dead key combination before each vowel, so there is a unique combination of keys that must be pressed simultaneously for every combination of diacritical marks. Each of these is listed below.

Punctuation

- The period and comma are the same as the standard English keyboard.
- For a half-stop (also called the high point), hold Shift+Right Alt, and type "]"
- For a question mark (looks like an English semicolon), type "q" then Space.

Accents

- For an acute, type ";" OR "q", then the vowel
- For a grave, type "]" , then the vowel
- For a circumflex, type "[" , then the vowel

Smooth Breathing

- For a smooth breathing mark, type "'" (single quote/apostrophe), then the vowel
- For a smooth breathing + acute, type "/" , then the vowel
- For a smooth breathing + grave, type "\" , then the vowel
- For a smooth breathing + circumflex, type "=" , then the vowel

Rough Breathing

NOTE: All of the rough breathing combinations are type using the same key as the smooth breathing combinations, only with the shift key pressed.

- For a rough breathing mark, type "" (double quote), then the vowel
- For a rough breathing + acute, type "?", then the vowel
- For a rough breathing + grave, type "|", then the vowel
- For a rough breathing + circumflex, type "+", then the vowel

Iota Subscript

- For an iota subscript, type "{", then the vowel.

NOTE: To add an iota subscript to any combination of accents and breathing marks above, type the same combination while holding Right Alt.

- iota subscript + acute, type Right Alt + "q", then the vowel
- iota subscript + grave, type Right Alt + "j", then the vowel
- iota subscript + circumflex, type Right Alt + "[", then the vowel

- iota subscript + smooth breathing, type Right Alt + "'" (single quote/apostrophe), then the vowel
- iota subscript + smooth + acute, type Right Alt + "/", then the vowel
- iota subscript + smooth + grave, type Right Alt + "\", then the vowel
- iota subscript + smooth + circumflex, type Right Alt + "=", then the vowel

- iota subscript + rough breathing, type Right Alt + "" (double quote), then the vowel
- iota subscript + rough + acute, type Right Alt + "?", then the vowel
- iota subscript + rough + grave, type Right Alt + "|", then the vowel
- iota subscript + rough + circumflex, type Right Alt + "+", then the vowel